MIVEN Machine Tools

MIVEN MACHINE TOOLS LIMITED

An ISO 9001:2000 Certified Company

The Closer you look into a Warner & Swasey Turning Center
The further your expectations are exceeded







SLANT BED

CHUCKER SERIES

CNC LATHES

CHUCKER SERIES : SLANT BED

MIVEN Machine Tools

Specifications	C-300	C-400	C-500
Chuck Size	315 mm	400 mm	500 mm
Max. turning diameter (chucking/bet'n center)	450/315 mm	500/390 mm	600/500 mm
Swing over way covers	660 mm	660 mm	780 mm
Swing over Carriage	381 mm	400 mm	500 mm
Turning Length (ABC)	600 mm	600 mm	600 mm
Spindle Nose	A2-8	A2-11	A2-15
Hole through spindle	90 mm	116 mm	165/192 mm
Spindle speed range	30-3000 rpm	21-1800 rpm	21-1800 rpm
Cont. Power rating	18.5 Kw	18.5 / 37 Kw	18.5 / 37 Kw
30 minutes power rating	22 Kw	22 / 45 Kw	22 / 45 Kw
Longitudinal stroke	607 mm	607 mm	607 mm
Cross Stroke	354 mm	395 mm	354 mm
Rapid Traverse Rate X/Z	12 / 12 M / min	12 / 12 M / min	12 / 12 M / min
Maximum Threading rate	5 M / min	5 M / min	5 M / min
Ball Screw Diameter/pitch	40 mm / 10 mm	40 mm / 10 mm	40 mm / 10 mm
Number of tool station	12 station 8 on OD + 4 Face	12 station 8 on OD + 4 Face	8 station on OD
Index time for 1 station	2 Sec	2 Sec	2 Sec
OD Tool Shank Size	32 x 32 mm	32 x 32 mm	32 x 32 mm
ID Bar Diameter	50 mm	50 mm	50/ 63.5 mm
Tailstock	-	-	-
Machine Length	4252 mm	4252 mm	4475 mm
Machine Depth	3055 mm	3055 mm	2900 mm
Machine Height	2455 mm	2455 mm	2270 mm
Controls	Fanuc / Siemens	Fanuc / Siemens	Fanuc / Siemens
Positioning (for 300 mm)	0.010 mm	0.010 mm	0.010 mm
Repeatability	+/- 0.005 mm	+/- 0.005 mm	+/- 0.005 mm
Basic Machine weight	6600 Kgs.	6600 Kgs.	7800 Kgs.

The specifications are subject to change without notice.

WORKING CAPACITY - C-300 & C-400

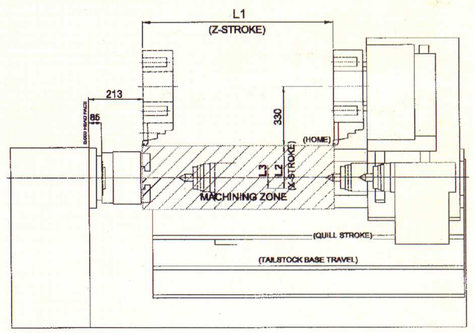

WORKING CAPACITY - C-500

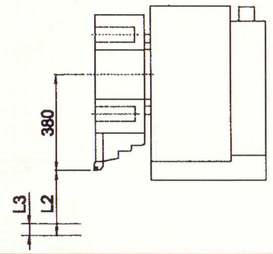

	L1	L2	L3
C-300 CHUCKER	607mm.	354mm.	154mm.
C-400 CHUCKER	607mm.	395mm.	195mm.
C-500 CHUCKER	607mm.	354mm.	104mm.

PRODUCT HIGHLIGHTS

- Single piece weldment base with headstock filled with composite material for better dynamic stiffness and dampening.
- Machine supported on three points ensures no precision leveling. Easy installation.
- Box type guideways are hardened and ground.
- Carriage & cross-slide guideways are surface coated with Epoxy to eliminate stick slip motion.
- Single piece cross slide casting provides high rigidity.
- Large diameter curvic coupling to ensure heavy clamping force and repeat index accuracy.
- Spindle supported on angular contact bearings ensures excellent part roundness and surface finish.
- Gearless spindle. No metal to metal contact. No vibration. No heat generation.
- Swing away tailstock is offered as option to permit end operations on the components without moving the tailstock away.
- Laser used for linear slide positioning accuracy and repeatability on each axis to enure high accuracy

TOOL CLEARANCE - C-300 & C-400

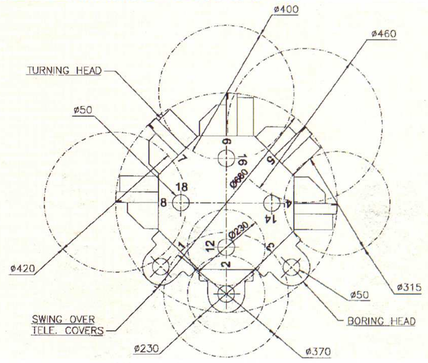

TOOL CLEARANCE - C-500

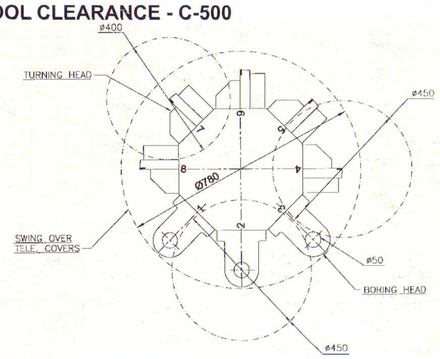

OPTIONS

- VDI disc in lieu of W&S turret.
- Tool touch probe.
- Rotary tools with C axis facility.
- Standard / Swing away, tailstock on C-300 and C-400
- Hydraulic clamping tailstock.
- Bar Puller with filler tube kit
- Bar feeder.
- Parts catcher.
- Live Tooling
- Auto door
- 2 speed gear box

MANUFACTURED BY:

MIVEN Machine Tools

Miven Machine Tools Limited
Tarihal Industrial Area, Tarihal,
Hubli - 580 026 (India)

Phone : +91[836] 221 2221 - 4
Fax : +91[836] 2310 411

Website : www.mivenmachinetools.in

MANUFACTURERS REPRESENTATIVE:

MACHINE TOOLS (INDIA) LIMITED.

MMTL / B / 02-02/010107